



Welcome to SR Technics Training Services

Thank you for choosing SR Technics Training Services.
To help you make the most of your stay in the **UAE**, we compiled a list of important information. We wish you a successful and rewarding training experience with us and an interesting stay in Abu Dhabi.

Your Training Services Team

Table of Contents

1. Contact & address details	2
2. Visas and travel documents.....	3
3. Practical training & required documents	4
4. Accommodation	4
5. Transportation and driving licenses	5
6. Access & parking Masdar City	5
7. Location maps	6
8. Emergency contact information AUH	7



1. Contact & address details

Head of Training Services AUH

Ralph Kaeding
Ralph.Kaeding@srtechnics.com

Sales Director

Nora Akcha
Nora.Akcha@srtechnics.com
Phone: +971 56 110 7795

Customer Service

Cherilyn Del Rosario
Cherilyn.Delrosario@srtechnics.com
Phone: +971 56 819 9549

Mailing Address

SR Technics Switzerland Ltd.
Training Services
Abu Dhabi Branch
Office No. 303B, Level 3, Incubator Building No.3
Masdar City, Abu Dhabi
United Arab Emirates





2. Visas and travel documents

Please ensure you have all the valid travel documents required for UAE together with any visa required.

There is a visa-on-arrival process for specific countries; passport holders should check visa requirements before travel. Immigration officials may grant a visit visa, which is valid for 30 days, on arrival at the port of entry.

Citizens of the following countries (holders of Regular Passports) **do not require a UAE visa:**

1- United Kingdom	2- Italy	3- Netherlands
4- Luxemburg	5- Austria	6- Norway
7- Portugal	8- Greece	9- France
10- Germany	11- Belguim	12- Switzerland
13- Monaco	14- Iceland	15- San Marino
16- Spain	17- Vatican	18- Andorra
19- Poland	20- Slovenia	21- Sweden
22- Denmark	23- Ireland	24- Finland
25- Slovakia	26- Czech	27- Lithuania
28- Hungary	29- Latvia	30- Estonia
31- Malta	32- Cyprus	33- Croatia
34- Romania	35- Bulgaria	36- USA
37- Australia	38- New Zealand	39- Japan
40- Singapore	41- Hong Kong	42- Brunei
43- Malaysia	44- South Korea	45- Canada

It should be noted that this list may change or vary slightly from time to time and it is therefore advisable to check with your local UAE embassy or the airline that you are using to fly to the UAE. If you do NOT fall into one of the above categories, you will require a visa and a sponsor for your visit. The sponsor normally applies for the visa on your behalf.

You may also check the requirements on the UAE Ministry of Foreign Affairs website below

<http://www.mofa.gov.ae/>



3. Practical training & required documents

An access pass is generally required for any practical training as it is conducted inside the hangar or ramp. The pass should be worn at all times during the course of the training.

The following are the **documents typically required** to obtain a hangar access pass whether you are a UAE Resident, UAE National, GCC Resident or National, or a visitor from outside the region.

- A color copy of your **passport**
 - A color copy of the **residence visa or entry stamp** obtained on arrival
 - A color **passport photograph** (scanned copy and hard copy)
 - A color copy of your **UAE entry visa** (if applicable)
 - A **security clearance form** to be completed
- a) Once all documents have been submitted to SR Technics (including Entry stamp if applicable) the access pass may be ready within **15-20 working days** approximately.
- b) Safety shoes are **mandatory** for Practical training.

As the document requirements change from time to time we will update you at the time of your registration.

4. Accommodation

SR Technics has a corporate agreement with the following hotels which are in close proximity to Masdar city.

Hotel

Crowne Plaza Yas Island	+971 2 656 30 00
Yas Island Rotana & Centro	+971 2 656 4000/4444
Premier Inn	+971 2 818 6630 (Non Smoking)

For further accommodation options and **things to do in Abu Dhabi** please visit:

<http://www.timeoutabudhabi.com>



5. Transportation & driving licenses

Taxis

Taxis which are metered are readily available in all areas in and around the UAE, outside the Airport Arrivals and within the hotels.

Public bus transportation is also available, you may check the Department of Transport website below for schedule and further information on bus schedules.

* It is best to get off at the Siemens building and walk from there to Incubator 3.

http://dot.abudhabi.ae/en/info/Bus_Transportation

Driving & licenses

Visitors to Abu Dhabi can rent or drive a car in the Emirates if they have a valid international driving license issued by the country from which their driving license has been granted.

- a) Citizens of 26 nationalities are allowed to drive with licenses issued from their home countries during their visit to the UAE: Countries are:

Germany, Italy, Switzerland, Poland, Finland, Spain, Holland, Greece, Sweden, Romania, Belgium, Ireland, Turkey, Denmark, Austria, France, UK, Norway, US, Canada, Australia, Singapore, South Korea, New Zealand, Hong Kong and South Africa.

- b) These nationals need to obtain the legal translation of driving licenses from their home countries attested from their embassies or consulates in order to be able to drive in the UAE with such permits after their arrival in the country on a visit visa:

Greece, Turkey, Canada, Japan and South Korea.

* As these rules and regulations change from time to time please check online to obtain the latest information.

6. Access & parking Masdar City

If you are driving

Please park at the Main Masdar City Entrance/Northern Car Park at the PRT Station. Please only use the parking spots which are marked VISITOR, parking is offered on two levels of the Car park. After parking you may use the Personal Rapid Transport (PRT) to take you to the Masdar Institute building, less than 5 minutes. From there it is only a short walk (3 minutes) to the Incubator 3 building, and SR Technics Training.

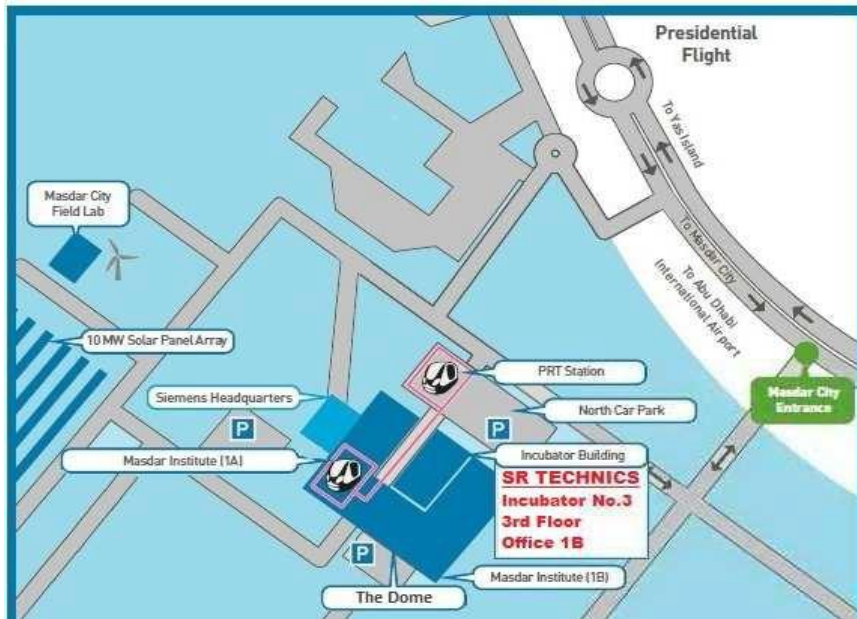
Shuttle bus

You may take one of the Masdar City marked Shuttle Cars/Bus parked directly in front of the PRT Station, it will leave you at Siemens or The Dome where Incubator 3 is only a 3 minute walk away up the stairs and straight ahead behind Al Hilal Bank.

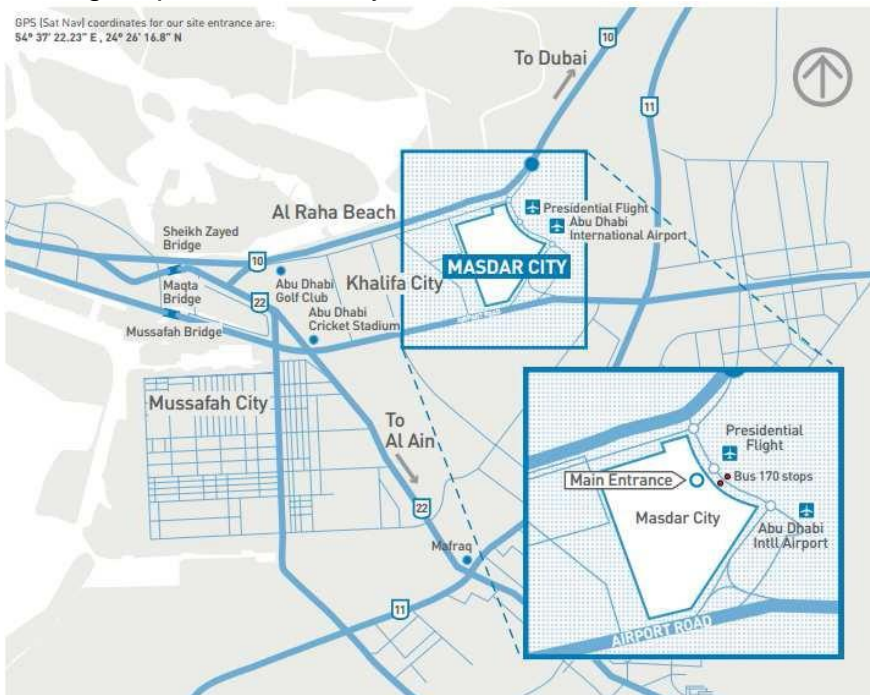


7. Location maps

SR Technics location map, Masdar City

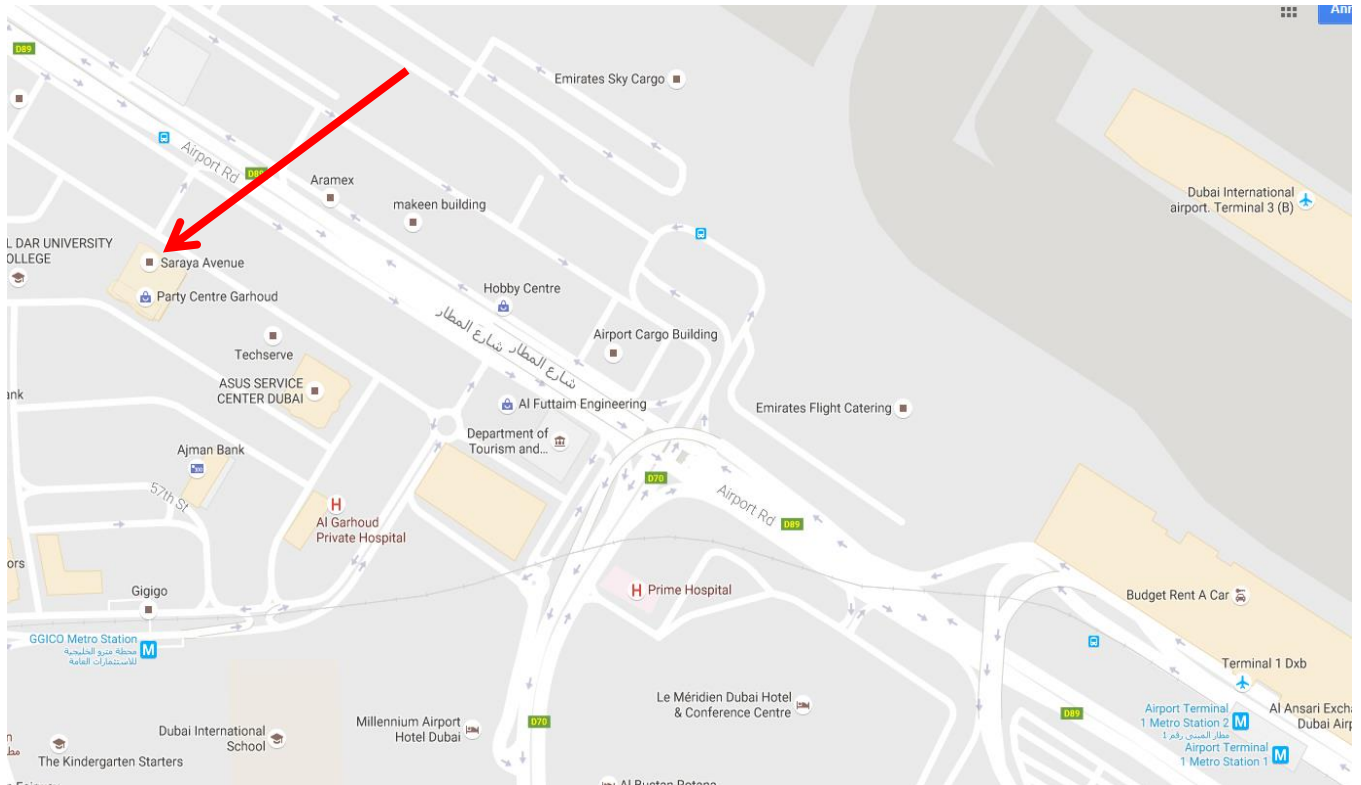


Driving map to Masdar City





Location Map to our classrooms in Dubai



ADDRESS:

Vision Training / Prime
Saraya Avenue Building
Office 208 (2nd Floor)
Community 214, 65th Street
PO Box 79780
Al Garhoud, Dubai

**8. Emergency contact information AUH**

Service	Number
Police	999
Ambulance	998
Helicopter Ambulance	999
Fire	997
Telecommunication Information/Services for Etisalat	101
Telecommunication Information/Services for Du	155
Telephone Directory for Etisalat	181
Telephone Directory for Du	199
Taxi Booking	600 53 53 53